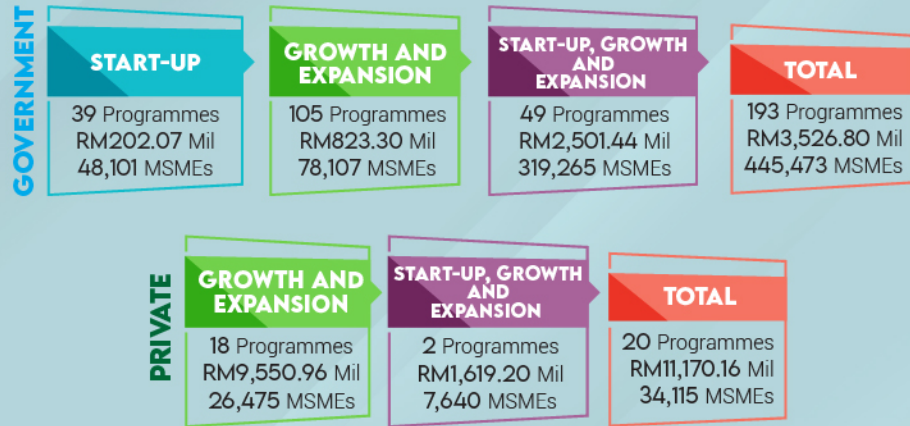


2022 SOURCE OF FUNDING



2022 FOCUS AREA, SECTOR AND TARGET GROUP

FOCUS AREA	NUMBER OF PROGRAMME	FINANCIAL ALLOCATION (RM'MILLION)	NUMBER OF BENEFICIARY
ACCESS TO FINANCING	100	14,445.52	373,385
HUMAN CAPITAL DEVELOPMENT	90	2,020.06	125,970
MARKET ACCESS	58	1,111.55	42,839
INNOVATION & TECHNOLOGY ADOPTION	46	427.71	47,659
INFRASTRUCTURE	45	109.99	11,859
Disclaimer: Similar programmes may cater for multiple focus area			
SECTOR			
ALL SECTORS	99	12,522.04	387,456
SERVICES	51	296.05	57,759
MANUFACTURING & SERVICES	32	1,618.83	15,644
MANUFACTURING	18	22.32	1,593
AGRICULTURE	13	237.72	17,136
TARGET GROUP			
BUMIPUTERA	60	610.80	11,998
RURAL	30	67.80	13,770
YOUTH	26	70.05	23,728
B40	22	55.20	13,521
WOMEN	18	105.56	7,139
MICROENTERPRISE	18	48.13	6,778

Disclaimer: Similar programmes may cater for multiple target groups

ENTREPRENEURSHIP AND MSME DEVELOPMENT PROGRAMMES PLANNED FOR 2022

213 Entrepreneurship and MSME Development Programmes

Financial Allocation of **RM14,696.96** million

479,588 MSME Beneficiaries Targeted

MINISTRIES & AGENCIES

MINISTRY / AGENCY	NUMBER OF PROGRAMME	FINANCIAL ALLOCATION (RM'MILLION)	NUMBER OF BENEFICIARY
1. KUSKOP	51	4,873.62	66,363
2. KPLB	35	182.23	18,485
3. MITI	23	355.89	4,865
4. MINTRED SARAWAK	19	84.31	4,871
5. SABAH STATE	17	13.77	1,421
6. MOSTI	15	193.50	175
7. MAFI	14	244.57	17,026
8. K-KOMM	7	11.28	44,502
9. MPIC	7	5.37	563
10. MOTAC	5	8.30	10,190
11. CGC	4	5,002.80	19,711
12. KBS	3	0.75	7,445
13. PUNB	2	192.16	608
14. MOHR	2	7.38	695
15. TERAJU	2	5.00	60
16. FELDA	2	0.13	1,420
17. AIM	1	1,874.90	273,500
18. BNM	1	1,619.00	5,640
19. KPKT	1	20.00	1,700
20. KPWKM	1	1.00	335
21. MOHE	1	1.00	13
213		14,696.96	479,588

LIMITED COPY

SME INTEGRATED
PLAN OF ACTION
SMEIPA 2022
NATIONAL ENTREPRENEUR AND
SME DEVELOPMENT COUNCIL (NESDC)



KEMENTERIAN PEMBANGUNAN
USAHAWAN DAN KOPERASI



ENTREPRENEURSHIP AND MSME DEVELOPMENT PROGRAMMES IMPLEMENTED IN 2021

210 Entrepreneurship and MSME Development Programmes

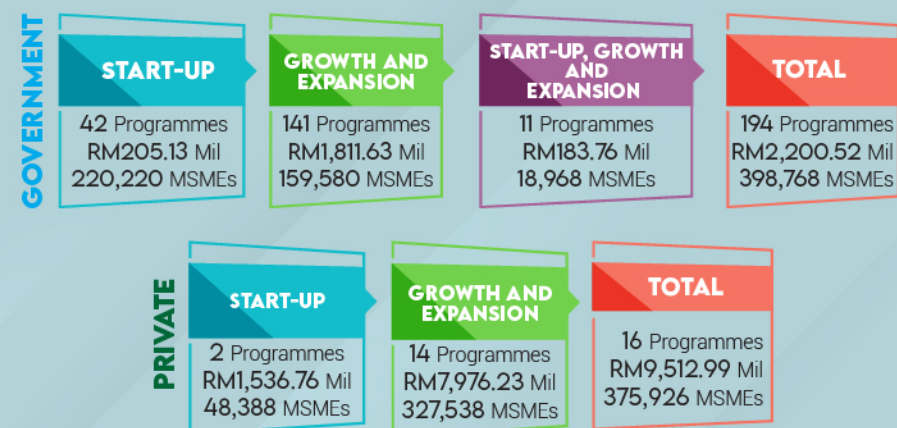
Financial Expenditure of **RM11,713.51** million

774,694 MSME Beneficiaries

MINISTRIES & AGENCIES

MINISTRY / AGENCY	NUMBER OF PROGRAMME	FINANCIAL EXPENDITURE (RM'MILLION)	NUMBER OF BENEFICIARY
1. KUSKOP	42	4,136.01	91,561
2. MITI	30	598.31	13,192
3. KPLB	28	131.56	20,922
4. MINTRED SARAWAK	24	127.50	10,118
5. SABAH STATE	16	10.03	1,332
6. MOSTI	12	124.03	551
7. MAFI	11	90.28	11,763
8. K-KOMM	7	9.97	102,843
9. CGC	5	3,291.00	21,736
10. PUNB	5	203.29	603
11. MOTAC	5	9.41	18,982
12. MPIC	5	6.07	227
13. TERAJU	4	35.00	113
14. KBS	4	0.60	1,154
15. MOHR	3	1.46	744
16. MOHE	2	4.13	864
17. KPWKM	2	2.98	168,194
18. FELDA	2	0.05	620
19. BNM	1	1,535.00	5,346
20. AIM	1	1,386.17	302,695
21. KPKT	1	10.66	1,134
210		11,713.51	774,694

2021 SOURCE OF FUNDING

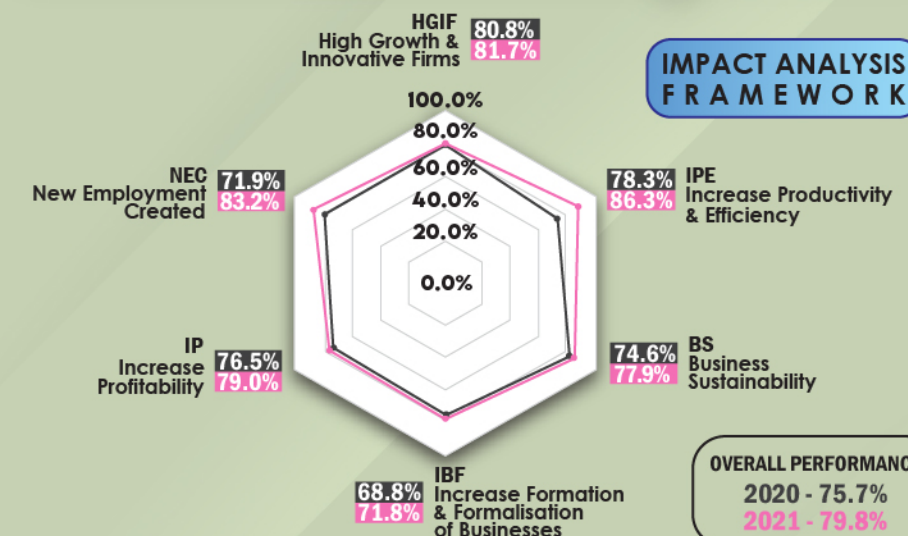
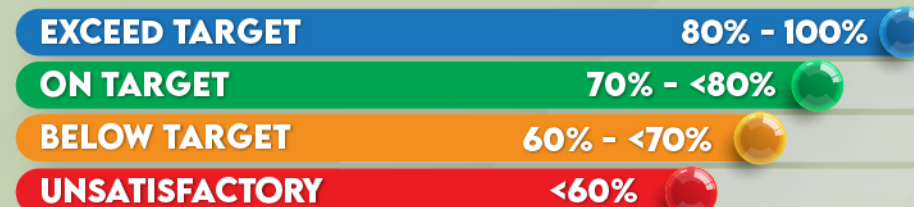


2021 FOCUS AREA, SECTOR AND TARGET GROUP

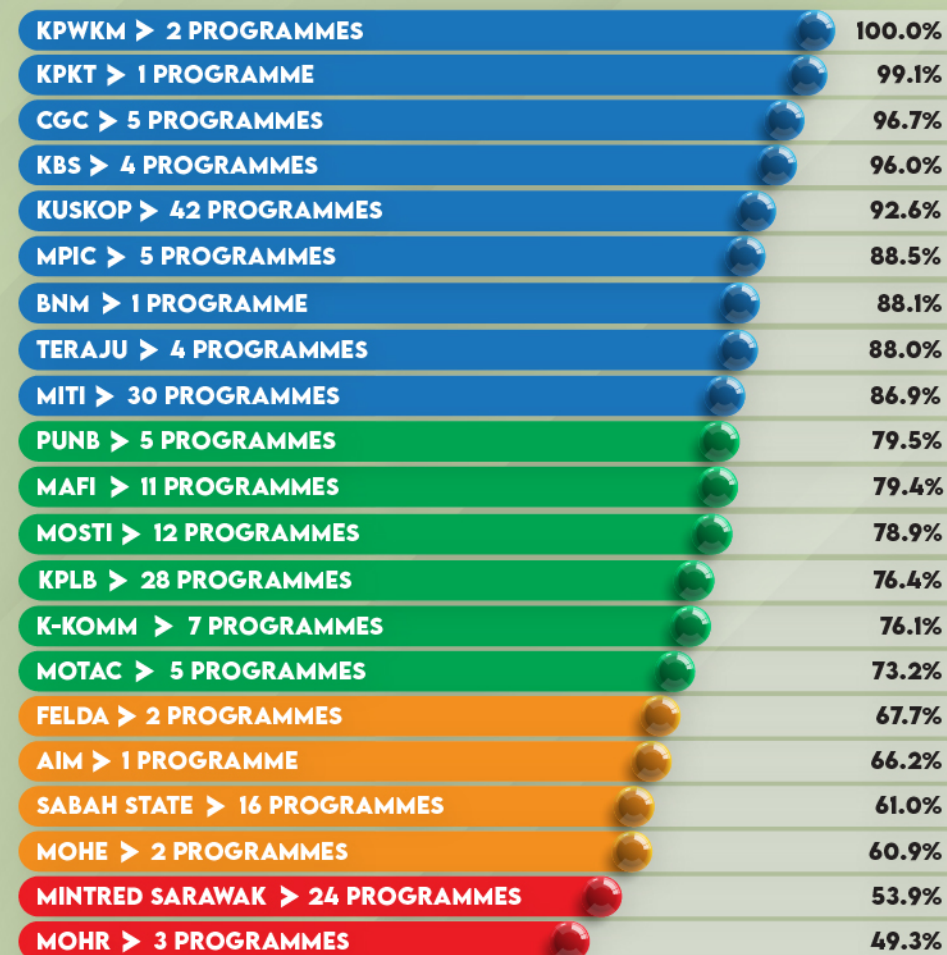
FOCUS AREA	NUMBER OF PROGRAMME	FINANCIAL EXPENDITURE (RM'MILLION)	NUMBER OF BENEFICIARY
ACCESS TO FINANCING	91	11,531.80	384,472
HUMAN CAPITAL DEVELOPMENT	90	2,482.93	349,588
INNOVATION & TECHNOLOGY ADOPTION	49	674.37	109,587
MARKET ACCESS	49	127.16	113,732
INFRASTRUCTURE	38	77.52	5,928
Disclaimer: Similar programmes may cater for multiple focus area			
SECTOR			
ALL SECTORS	114	10,602.48	526,465
SERVICES	44	305.88	232,348
MANUFACTURING & SERVICES	21	681.79	1,572
MANUFACTURING	20	25.17	2,518
AGRICULTURE	11	98.18	11,791
TARGET GROUP			
BUMIPUTERA	50	450.32	11,646
RURAL	24	85.48	7,504
B40	22	1,502.71	312,040
YOUTH	20	99.99	9,216
MICROENTERPRISE	15	1,516.32	309,388
WOMEN	14	1,529.54	311,481

Disclaimer: Similar programmes may cater for multiple target groups

PERFORMANCE SCALE



MINISTRIES AND AGENCIES PERFORMANCE IN 2021



RANGE OF ACHIEVEMENT

80% - 100% 70% - <80% 60% - <70% <60%